



SATURN

The Saturn (Diana) – available in 5 sizes, each 2.57m (8'5") wide, the Saturn (Diana) makes a real statement with its attractive curved eaves.

The five models in the range have double doors for increased access and the Vitavia integral standard gutters.

Depending on size, the Saturn (Diana) is equipped with up to 4 roof vents and, as well as precisely cut glass, is supplied with u/v protected clear polycarbonate panels for the curved eave sections.

The complete Vitavia range is available in both powder coated green or *anodised aluminium.



Saturn 9900

"..attractive curved eaves.."


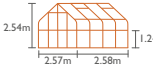
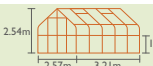




Saturn 8300



Downpipe kit

(*Anodisation is a process the aluminum goes through to keep it looking pristine throughout its life)

MODEL	DIMENSIONS	VENTS	GROWING AREA
Saturn 5000 (8' x 6')		1	5.0m ²
Saturn 6700 (8' x 8')		2	6.7m ²
Saturn 8300 (8' x 10')		2	8.3m ²
Saturn 9900 (8' x 12')		4	9.9m ²
Saturn 11500 (8' x 14')		4	11.5m ²